

CFD-ACE+ License 사용 현황 확인

V2023.0 (FlexNet 11.19)

(주)경원이앤씨

라이선스 현황 확인

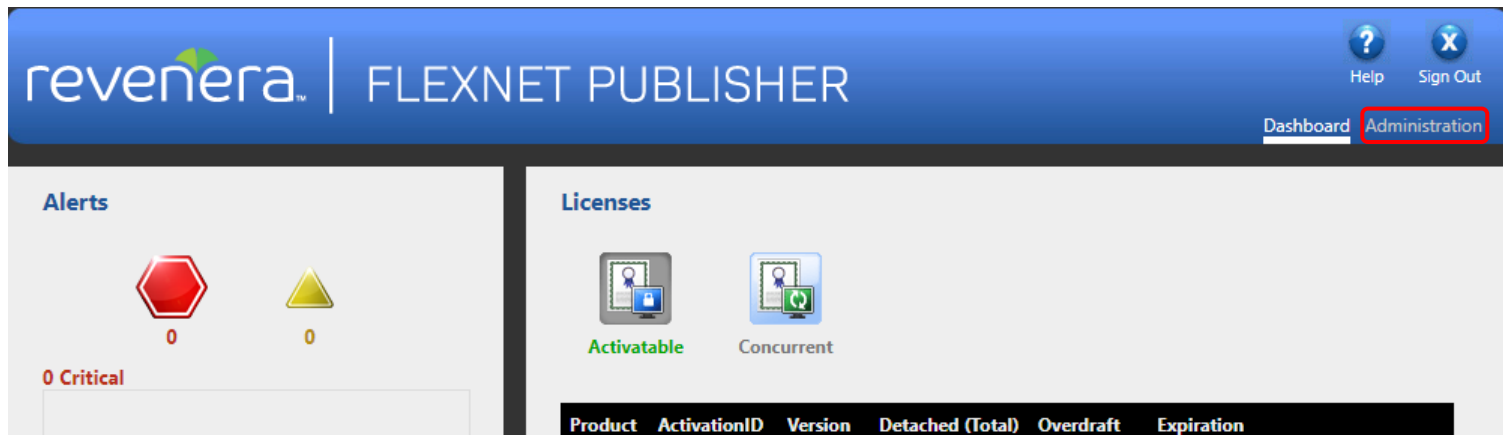
FlexNet Publisher

❖ FNP license service

- 라이선스는 FlexNet Publisher를 통해 설정되어 있는 상태로 웹상에서 확인 가능
(Window, Linux 동일한 방법으로 확인 가능)

→ 인터넷 주소창에 아래 내용 작성

<http://localhost:8090/>



→ 오른쪽 상단 Administration을 클릭하여 로그인

❖ FNP license service

- 라이선스 구동 상태 확인

→ Status : Up 확인

The screenshot displays the FlexNet Publisher Administration web interface. The top navigation bar includes the 'revera' logo, 'FLEXNET PUBLISHER' text, and user information 'User Name: admin'. Navigation links for 'Help' and 'Sign Out' are present. The main menu on the left includes 'System Information', 'User Configuration', 'Alert Configuration', 'Server Configuration', and 'Vendor Daemon Configuration' (which is highlighted with a red box). The main content area is titled 'Vendor Daemons' and features an 'Import License' button. Below this is a table showing the status of vendor daemons.

Name ▲	Status	FlexNet Publisher Version	Port	Administer	Delete
AMAT	Up	11.19	50000		

❖ FNP license service

- 라이선스 사용 현황 확인

User Name: admin Help Sign Out

revera | FLEXNET PUBLISHER

Dashboard Administration

Alerts

0 Critical

Licenses Vendor Daemon: AMAT

Activatable Concurrent

라이선스 사용 현황 확인 가능

Feature	Version	In Use (Available)	Expiration
ACE CS 02	2023.0	0 (4)	2024-04-20
ACE CS 07	2023.0	0 (4)	2024-04-20
CFD ACEPACK BASE	2023.0	0 (10)	2024-04-20
CFD ACE CAVITATION	2023.0	0 (4)	2024-04-20
CFD ACE CHEMISTRY	2023.0	0 (8)	2024-04-20

라이선스 사용 현황 확인

Window - PowerShell

Linux – Terminal

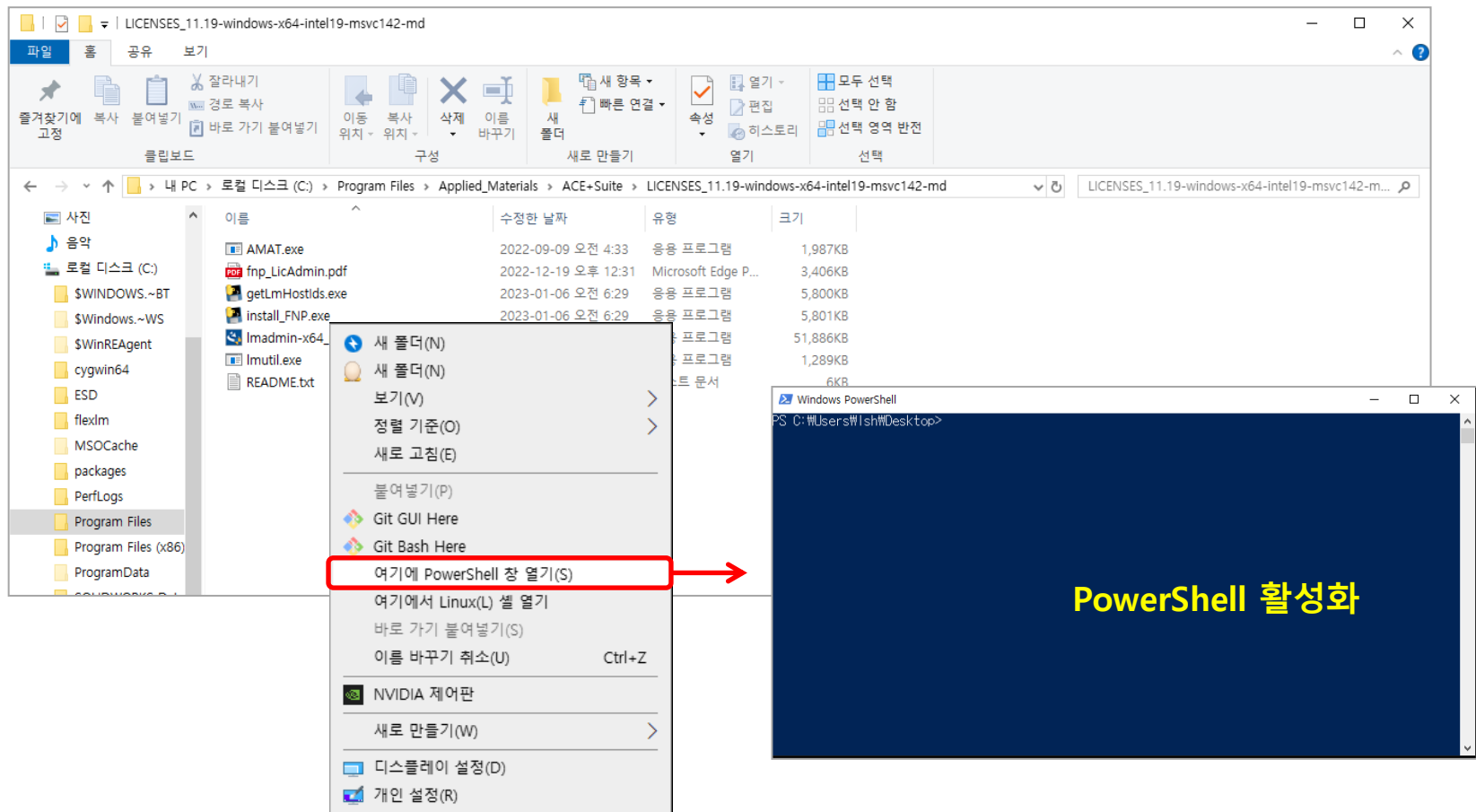
❖ Window-PowerShell 사용

- PowerShell 창 열기 활성화

→ 첨부 된 'LICENSES_11.19-windows-x64-intel19-msvc142-md' 폴더 경로로 이동

ex) C:\Program Files\Applied_Materials\ACE+Suite\LICENSES_11.19-windows-x64-intel19-msvc142-md

→ 창의 빈 공간에서 Shift+마우스 오른쪽 클릭

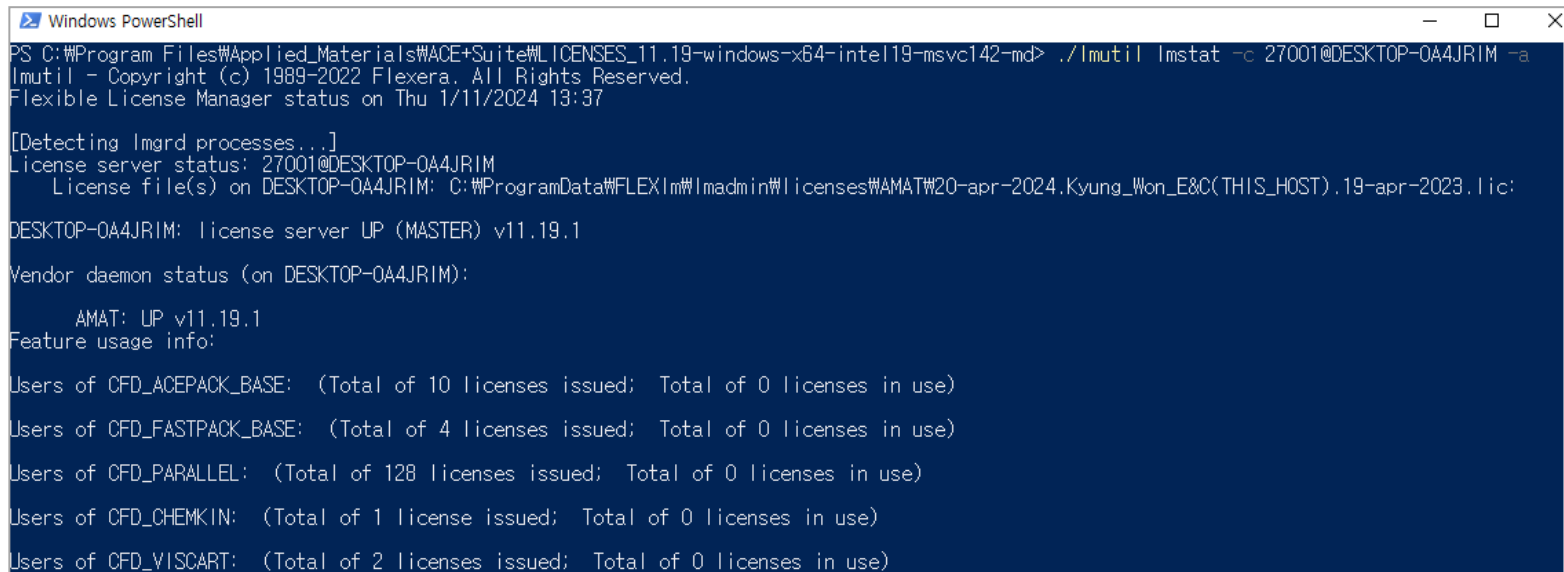


PowerShell 활성화

❖ Window-PowerShell 사용

- PowerShell 창 열기 활성화
→ 아래 명령어를 통해 라이선스 사용 현황 확인

`./lmutil lmstat -c Port No.@Hostname -a`



```
Windows PowerShell
PS C:\Program Files\Applied_Materials\WACE+Suite\LICENCES_11.19-windows-x64-intel19-msvc142-md> ./lmutil lmstat -c 27001@DESKTOP-0A4JRIM -a
lmutil - Copyright (c) 1989-2022 Flexera. All Rights Reserved.
Flexible License Manager status on Thu 1/11/2024 13:37

[Detecting lmgrd processes...]
License server status: 27001@DESKTOP-0A4JRIM
  License file(s) on DESKTOP-0A4JRIM: C:\ProgramData\FLEXlm\lmadmin\licenses\AMAT#20-apr-2024.Kyung_Won_E&C(THIS_HOST).19-apr-2023.lic:
DESKTOP-0A4JRIM: license server UP (MASTER) v11.19.1

Vendor daemon status (on DESKTOP-0A4JRIM):
  AMAT: UP v11.19.1
Feature usage info:
Users of CFD_ACEPACK_BASE: (Total of 10 licenses issued; Total of 0 licenses in use)
Users of CFD_FASTPACK_BASE: (Total of 4 licenses issued; Total of 0 licenses in use)
Users of CFD_PARALLEL: (Total of 128 licenses issued; Total of 0 licenses in use)
Users of CFD_CHEMKIN: (Total of 1 license issued; Total of 0 licenses in use)
Users of CFD_VISCART: (Total of 2 licenses issued; Total of 0 licenses in use)
```


❖ Linux-Open in Terminal 사용

- Terminal 활성화

New Folder	Shift+Ctrl+N
Paste	Ctrl+V
Select All	Ctrl+A
Properties	Ctrl+I
Open in Terminal	

→ 첨부 된 'LICENSES_11.19-**linux**-x64-intel19-glibc2.17' 폴더 경로로 이동

→ 동일한 방법으로 아래 명령어를 통해 라이선스 사용 현황 확인 가능

./lmutil lmstat -c Port No.@Hostname -a

Thank you for your attention

KWEnC CAE solution provider

Mail to : support@kwenc.kr

Phone : +82-31-737-2987

Fax : +82-31-737-2989

Address : 704, Woolim Lions Valley, 311-3 Sangdaewon, Jungwon, Seongnam, Gyeonggi,
462-806 Korea

Copyright(c)KWENC, All right reserved.
